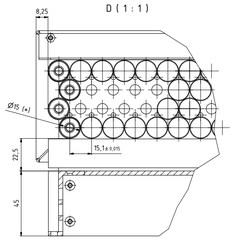

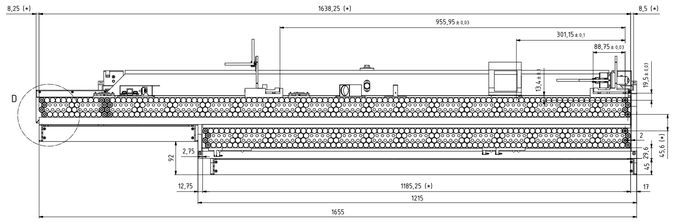

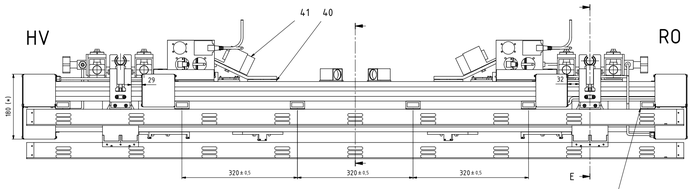

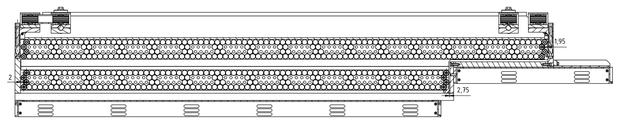

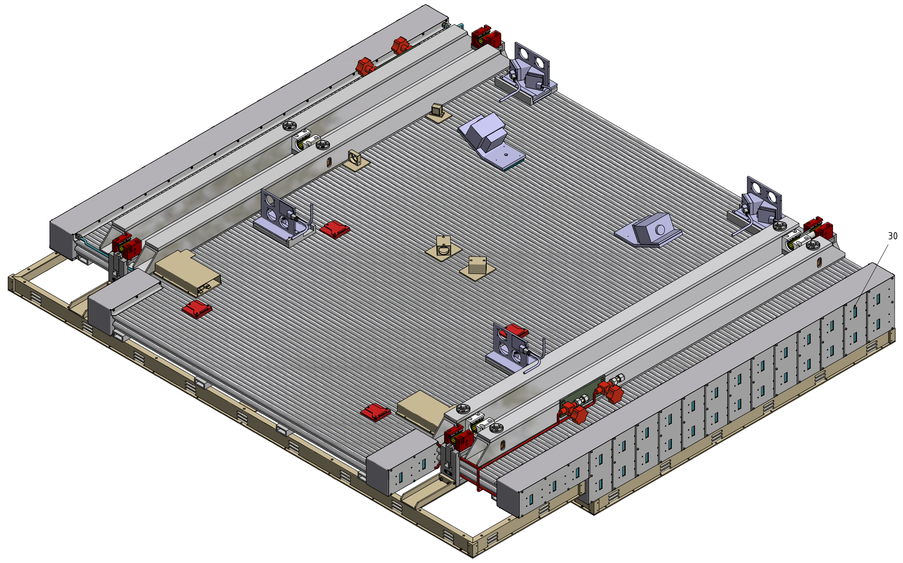

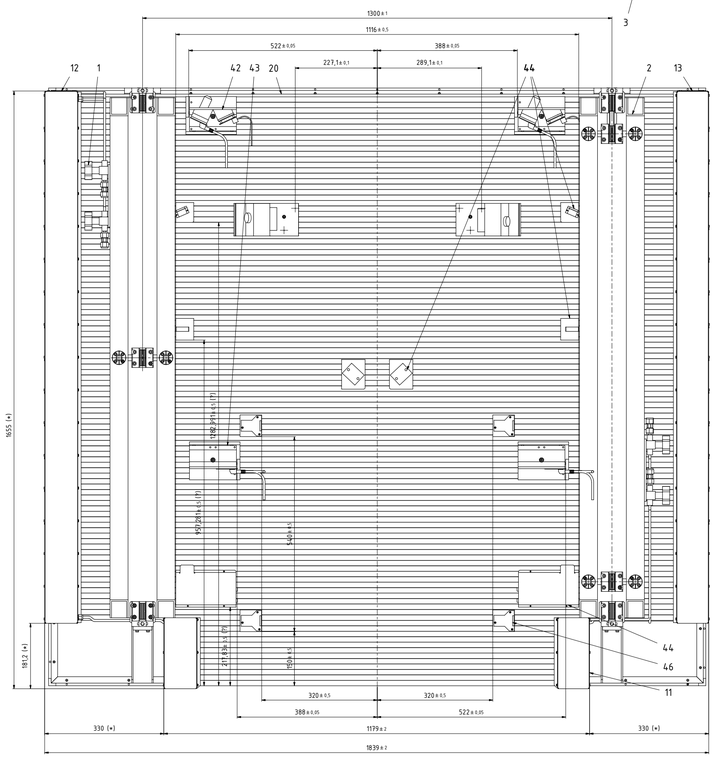

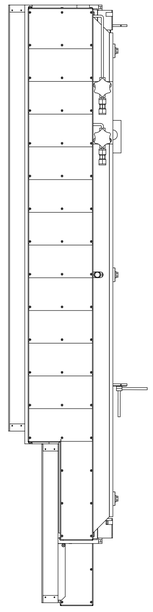

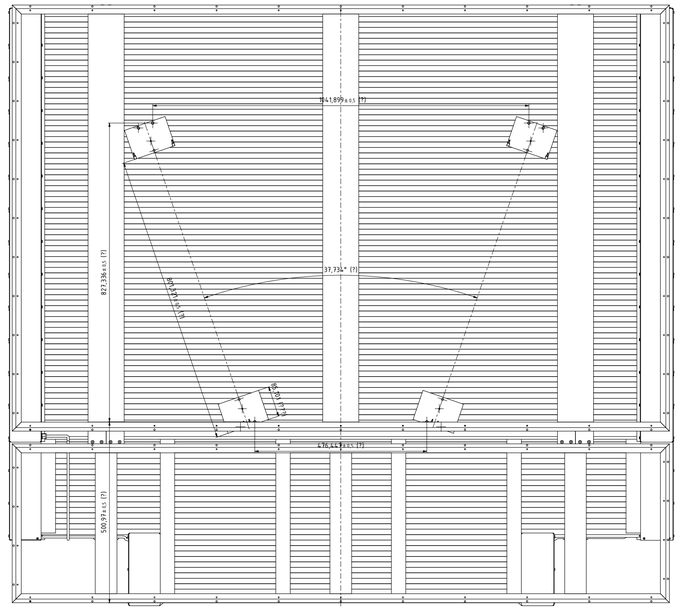

PRELIMINARY

Teil	Nr	Benennung	Zeichn. Nr / EDV Nr	Werkstoff	Abmessungen / Art Nr	Norm
46	1	B-FIELD SENSORS				
44	1	IN-PLANE_BIS78-NSW				
43	2	AXIAL/PRAXIAL 2				
42	2	AXIAL/PRAXIAL 1				
41	1	CCC COMPONENTS				
40	2	CCC PLATFORM				
31	31	HEDGEHOGE HV				
30	31	HEDGEHOGE RO (TYPE-C)				
20	1	MULTILAYER (AC-4-6)	104-211701-00_AC-4-6.jpt			
13	1	BIS-78 FARADAY CAGE 16 (A-4-6_RO)	104-211700-34_A-4-6_RO.iam			
12	1	BIS-78 FARADAY CAGE 15 (A-2-4-6_HV)	104-211700-33_A-2-4-6_HV.iam			
11	1	BIS-78 FARADAY CAGE 4 (A-FORWARD)	104-211700-23_A_FORWARD.iam			
3	1	SPACER STRUCTURE (AC-4-6)	104-211700-04_AC-4-6.iam			
2	1	SUPPORT STRUCTURE (AC-2-4-6)	104-211700-03_AC-2-4-6.iam			
1	1	GAS SYSTEM (AC-4-6)	104-211700-02_AC-4-6.iam			

Stückliste

1. (*) Reference dimension.

Oberflächenrauheit ISO 1302		Max-Planck-Institut für Physik (Werner-Heisenberg-Institut) München	Maßstab 1:10 / 1:1
Freiformtoleranzen ISO 2768 - m K			Toleranzen nach DIN ISO 2768 - m K
Tag / Name			Werkstoff
gezeichnet 27.03.2019 Tarif		Projekt ATLAS-MDT II BIS-78	
geprüft			
genehmigt			
Maßstab 1:4 1:1		BIS78_A-4-6	Zeichnungsnummer / EDV Nr. 104-211700-00_A-4-6_WTH
			Gewicht Gesamtgewicht kg / Einzelgewicht kg / Blatt 1 von 1
			DIN EN ISO 128 - A0 DIN A 1 ISO